









## 16-T5

Szerokość pasa: 16  
Długość robocza pasa: 900 mm  
Ilość zębów: 180  
Wykonanie: Alpha Torque  
Kord: stalowy  
Profil zęba: T5  
Podziałka zęba: 5 mm  
Wysokość pasa: 2,20 mm  
Wysokość zęba: 1,20 mm  
Podstawa zęba: 2,65 mm  
Zbieżność zęba: 40°

## Variants

|  | Index     | Attributes | Availability | Price  |
|--|-----------|------------|--------------|--|
|    | 16-T5/900 |            | Medium       | Product prices will become visible after signing in. |
|    | 16-T5/200 |            | Out of stock | Product prices will become visible after signing in. |
|    | 16-T5/320 |            | Low          | Product prices will become visible after signing in. |
|   | 16-T5/575 |            | Out of stock | Product prices will become visible after signing in. |
|  | 16-T5/460 |            | Out of stock | Product prices will become visible after signing in. |
|  | 16-T5/500 |            | Out of stock | Product prices will become visible after signing in. |