











10-T5

Szerokość pasa: 10
Długość robocza pasa: 590 mm
Ilość zębów: 118
Wykonanie: Alpha Torque
Kord: stalowy
Profil zęba: T5
Podziałka zęba: 5 mm
Wysokość pasa: 2,20 mm
Wysokość zęba: 1,20 mm
Podstawa zęba: 2,65 mm
Zbieżność zęba: 40°

Variants

| | Index | Attributes | Availability | Price |
|--|--------------|------------|--------------|--|
|  | 10-T5/590 | | Low | Product prices will become visible after signing in. |
|  | 10-T5/390-AP | | Medium | Product prices will become visible after signing in. |
|  | 10-T5/940 | | Out of stock | Product prices will become visible after signing in. |
|  | 10-T5/420 | | Out of stock | Product prices will become visible after signing in. |
|  | 10-T5/350-AP | | Out of stock | Product prices will become visible after signing in. |
|  | 10-T5/900-AP | | Low | Product prices will become visible after signing in. |
|  | 10-T5/625 | | Out of stock | Product prices will become visible after signing in. |
|  | 10-T5/1100 | | Out of stock | Product prices will become visible after signing in. |