






















**KIT.KW**

## Variants

|  | Index              | Attributes | Availability | Price  |
|--|--------------------|------------|--------------|--|
|  | KIT.KWVE20-B-L-910 |            | Low          | Product prices will become visible after signing in. |
|  | KIT.KWVE25-B-300   |            | Low          | Product prices will become visible after signing in. |
|  | KIT.KWVE30-B-3700  |            | Out of stock | Product prices will become visible after signing in. |
|  | KIT.KWVE25-B-910   |            | Out of stock | Product prices will become visible after signing in. |
|  | KIT.KWVE25-B-L-910 |            | Low          | Product prices will become visible after signing in. |

|  |                    |              |  |
|--|--------------------|--------------|--|
|    | KIT.KWVE35-B-L-910 | Out of stock | Product prices will become visible after signing in. |
|    | KIT.KWVE35-B-910   | Medium       | Product prices will become visible after signing in. |
|    | KIT.KWVE25-B-3600  | Out of stock | Product prices will become visible after signing in. |
|    | KIT.KWVE35-B-370   | Medium       | Product prices will become visible after signing in. |
|  | KIT.KWVE35-B-300   | Out of stock | Product prices will become visible after signing in. |
|  | KIT.KWVE30-B-3600  | Out of stock | Product prices will become visible after signing in. |
|  | KIT.KWVE20-B-300   | Low          | Product prices will become visible after signing in. |
|  | KIT.KWVE20-B-910   | Low          | Product prices will become visible after signing in. |
|  | KIT.KWVE15-B-910   | Low          | Product prices will become visible after signing in. |

|  |                           |                     |   |
|--|---------------------------|---------------------|---|
|    | <p>KIT.KWVE45-B-910</p>   | <p>Low</p>          | <p>Product prices will become visible after signing in.</p> |
|    | <p>KIT.KWVE20-B-400</p>   | <p>Low</p>          | <p>Product prices will become visible after signing in.</p> |
|    | <p>KIT.KWVE25-W-200</p>   | <p>Out of stock</p> | <p>Product prices will become visible after signing in.</p> |
|    | <p>KIT.KWVE30-B-300</p>   | <p>High</p>         | <p>Product prices will become visible after signing in.</p> |
|  | <p>KIT.KWVE25-W-L-910</p> | <p>Medium</p>       | <p>Product prices will become visible after signing in.</p> |