









10-T5

Szerokość pasa: 10
Długość robocza pasa: 1100 mm
Ilość zębów: 220
Wykonanie: Alpha Torque
Kord: stalowy
Profil zęba: T5
Podziałka zęba: 5 mm
Wysokość pasa: 2,20 mm
Wysokość zęba: 1,20 mm
Podstawa zęba: 2,65 mm
Zbieżność zęba: 40°

Variants

	Index	Attributes	Availability	Price
	10-T5/1100		Out of stock	Product prices will become visible after signing in.
	10-T5/590		Low	Product prices will become visible after signing in.
	10-T5/390-AP		Medium	Product prices will become visible after signing in.
	10-T5/940		Out of stock	Product prices will become visible after signing in.
	10-T5/420		Out of stock	Product prices will become visible after signing in.
	10-T5/350-AP		Out of stock	Product prices will become visible after signing in.
	10-T5/900-AP		Low	Product prices will become visible after signing in.
	10-T5/625		Out of stock	Product prices will become visible after signing in.